

China equities: Keeping a long-term view

March 2023

For institutional/adviser use only



Martin Lau
Managing Partner

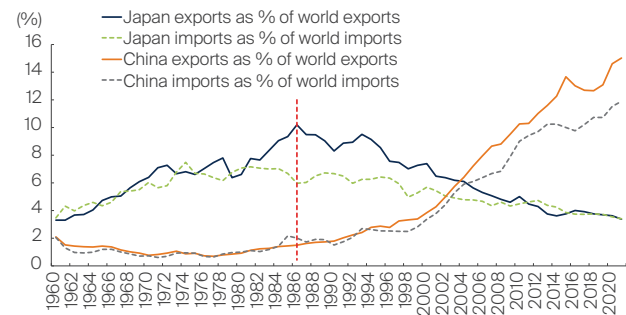
Martin joined the team in 2002 and he is the portfolio manager of a number of strategies, including the FSSA Greater China Growth and Asian Equity Plus strategies.

In the final part of this three-part series, Martin Lau, managing partner and lead portfolio manager of the FSSA China Growth strategy, shares the key long-term investment themes in his portfolio as the strategy celebrates its 30th anniversary this year.

China's Covid lockdowns have lasted longer than expected, taking a toll on the economy and investor confidence. Despite this, we continued to buy high conviction companies at more attractive valuations, as we viewed the near-term weakness as temporary. China's structural drivers are still intact, even if we don't return to the heady growth of 10 to 20 years ago. The companies we invest in should benefit from trends such as rising incomes and wealth, increasing demand for premium goods and services, and growing sophistication in technology and manufacturing.

The chart below shows how a long-term trend can endure. Since the 1990s economic reforms, China's role in global trade continues to increase, beyond Japan's peak in the mid-1980s. This bodes well for exports as well as consumption, which is partly a result of China becoming wealthier from selling to other countries. But as the availability of cheap labour fades, there is a growing need for Chinese companies to innovate and move up the value curve.

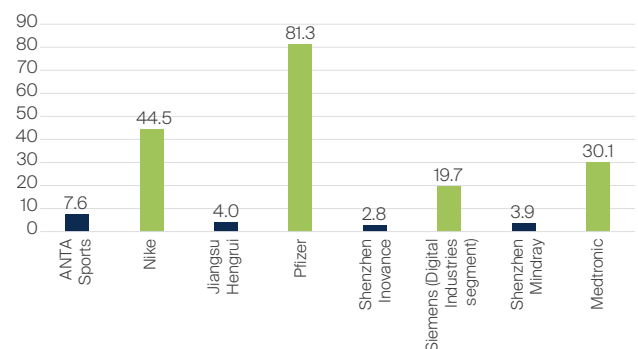
China has become a bigger part of global trade while Japan has faded



Source: WDI, CICC, FSSA Investment Managers, December 2022.

To give us an idea of the growth runway for Chinese companies, we compared the revenue of a few of our holdings with their global peers. For example, Nike is a global company and considered to be the best sportswear company in the world. In China, we believe ANTA Sports is the best sportswear company domestically. A side-by-side comparison implies that there is plenty of room for ANTA to grow.

Global winners – revenue comparison (2021, USD billions)



Source: Bloomberg, FSSA Investment Managers, December 2022.

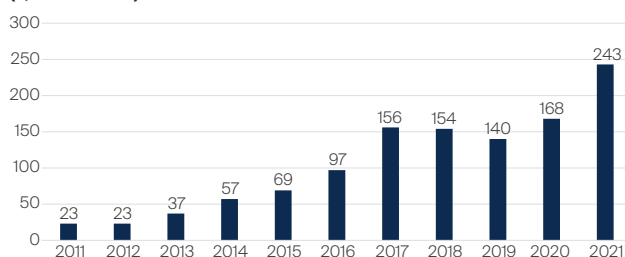
Likewise, we believe that the best pharmaceutical company in China is Jiangsu Hengrui; the best automation company in China is Shenzhen Inovance; and the best medical equipment company in China is Shenzhen Mindray. We like these companies for fundamental reasons. It has nothing to do with government policies, property measures, interest rates, the state of the economy, or GDP growth. Rather, it's based on their ability to gain market share, earn higher margins, create more valuable brands, and having strong management and alignment.

Below we discuss these companies in more detail, and why they are likely to remain as our long-term holdings.

Industrial automation aims to offset shrinking workforce

China's automation market enjoys strong secular tailwinds, given labour shortages and the government's goal to become self-sufficient in "hard technologies". China's working age population is declining due to the earlier one-child policy. From 2022 to 2050, China's workforce – people aged between 15 and 64 – will contract by 22% or 217m people, according to United Nations (UN) projections. There is increasing demand for robotic equipment as well as components that can improve efficiencies or improve the production process. With this in mind, we have been closely following companies in industrial automation and general automation for a number of years.

Annual installations of industrial robots in China (1,000 units)



Source: International Federation of Robotics, FSSA Investment Managers, December 2022.

We own Shenzhen Inovance, an industrial automation company with leading positions in inverters, servo motors and new energy vehicle (NEV) controllers. The ownership and alignment are strong, with a dedicated founder team that has grown Inovance from a small inverter maker into China's most successful automation company.

Inovance has repeatedly proven its capability in developing new products and entering new markets, where it can

compete with multi-national peers. The company has generated 28% per annum shareholder returns since its IPO in 2010, with 40% compound annual growth rate (CAGR) in sales and 35% net profit CAGR. Despite its size, we think Inovance can continue to generate attractive growth over the next 5-10 years, as it gains market share and continues to innovate.

Another example is Airtac, the second-largest pneumatic components supplier in China with around 25% market share. Demand for pneumatic components is also driven by industrial automation. Airtac is a rare type of Taiwanese company, one which has built its own channels and brands to compete with global companies like SMC, rather than focus on manufacturing for third-party companies. The chairman seems to be clear in his goals, treats employees well and positions for long-term growth by identifying attractive markets. Airtac is also moving into linear guides, which he believes are a stepping stone to larger, high-end pneumatic customers, as there is a big customer overlap between the two businesses. Over the longer term, we expect 10-15% growth per year.

Leading healthcare companies stand to gain market share

Healthcare spending in China is much lower than in developed countries, and should continue to grow with the ageing population. The 65-plus population will increase from 14% of the total in 2022 to 30% in 2050, according to UN estimates. In the healthcare sector, we own pharmacy businesses, independent contract laboratory (ICL) companies, and medical device manufacturers.

The pharmacy sector is highly fragmented, but we think consolidation is likely and the industry leaders would benefit. There are 1,200 pharmaceutical companies in China and the largest two, Jiangsu Hengrui and Sino Biopharm, have 3.1% market share each, followed by 2.7% share for CSPC (we own all three companies). By comparison, the global pharmaceutical sector is also fragmented, but leaders tend to hold 5-6% market share.

We also hold Shenzhen Mindray, China's largest domestic medical devices company and a market leader in patient monitors and life support systems. The company has been gaining market share from global leaders as it expands its presence overseas, with more than 40% of its sales through exports. Meanwhile, the penetration level of medical devices in China is still low and there is a growing preference for import substitutions.

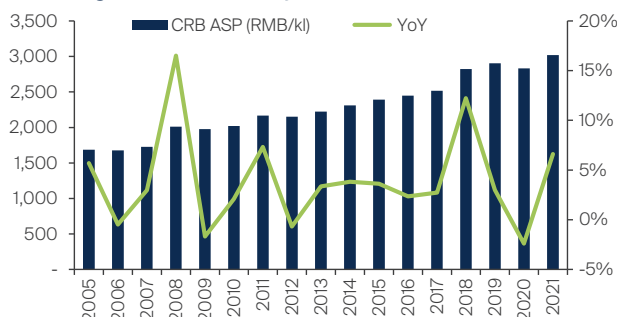
Domestic brands may benefit from premium consumption

China’s easing of Covid restrictions is gathering momentum. This should enable a return to structural growth in consumption and tourism. Amid the weak consumer demand over the past two years, we have focused on buying the higher quality franchises and market leaders. This means companies with above-average margins and returns, and the ability to premiumise and raise selling prices.

For example, China’s beer market is different from most, as beer volumes have been in decline since 2014. On the other hand, as the economy and middle class have grown, so has the opportunity in premiumising and improving unit economics. China Resources Beer (CRB) is the largest beer company in China, with around 30% market share. The Chinese beer market is highly consolidated, with the top three companies (CRB, Tsingtao and Anheuser-Busch Inbev) sharing 75% of the market. As a result, competition is rational and measured.

Despite tepid sales, margins and profitability have improved as beer companies consolidated their breweries. CRB’s share of premium sales has grown with help from a 2019 merger with Heineken China, resulting in higher average selling prices (ASP). Although the company is a State-Owned Enterprise (SOE), China Resources businesses have typically been well run, with returns comparable to private enterprises.

ASP has grown consistently

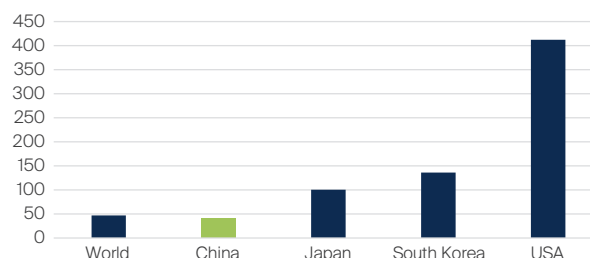


Source: Company filings, FSSA Investment Managers, as at 30 June 2022.

As China’s reopening gathers momentum, we expect people to return to a more active and sporty lifestyle. This should benefit Anta, China’s most successful sportswear

company, and one of the few Chinese companies that has proven its ability to build and run multiple strong consumer brands. In the longer term, sportswear consumption in China has the potential to increase as incomes rise, judging from the per capita spending on this segment in Japan and South Korea.

Sportswear consumption per capita in 2021 (USD)



Source: Euromonitor, J.P. Morgan, FSSA Investment Managers, as at 30 June 2022.

Few companies know Chinese consumers better than Anta, as its direct retail sales and data- and survey-driven consumer analytics bring the company much closer to its customers. We believe the “Anta System” that enabled FILA’s success can be replicated across its other brands as well. As long as Anta can attract new customers (with Kids, Fusion and its performance sportswear range, as well as more efforts to target the underrepresented female customer segment), we believe it can prolong its brand life-cycle and continue to grow sales.

As always, the key for us is quality

While much about China has changed over the last 30 years, our investment process remains the same. The key for us has always been the quality of the business and management, backed by structural growth drivers.

So what will the next 30 years look like for China? Drawing upon the parallels in Japan, Olympus, Komatsu, and Sony have become world-class companies; we would expect some of China’s domestic champions to reach similar levels of competence and acclaim. Meanwhile, the median age in Japan is now 49 years, compared with 38 in China, and Japan’s average life expectancy is 85 years, compared with 78 years in China. As China’s economy matures and its people grow older, it could heed a few other lessons from Japan’s experience – like how to age gracefully, with growing wealth, wisdom and happiness.

References to specific securities should not be construed as investment advice or a recommendation to buy or sell the same.

Source: Company data retrieved from company annual reports or other such investor reports. Financial metrics and valuations are from FactSet and Bloomberg. As at February 2023 or otherwise noted.

Important Information

References to “we” or “us” are references to First Sentier Investors (**FSI**). The FSSA Investment Managers business forms part of First Sentier Investors, which is a global asset management business that is ultimately owned by Mitsubishi UFJ Financial Group, Inc (**MUFG**), a global financial group.

In Hong Kong, this document is issued by First Sentier Investors (Hong Kong) Limited (**FSI HK**) and has not been reviewed by the Securities & Futures Commission in Hong Kong. In Singapore, this document is issued by First Sentier Investors (Singapore) (**FSIS**) whose company registration number is 196900420D. In Australia, this information has been prepared and issued by First Sentier Investors (Australia) IM Ltd (ABN 89 114 194 311, AFSL 289017) (**FSI AIM**).

This document is directed at persons who are professional, sophisticated or wholesale clients and has not been prepared for and is not intended for persons who are retail clients. The information herein is for information purposes only. It is not intended to provide you with financial product advice and does not take into account your objectives, financial situation or needs. Before making an investment decision you should consider, with a financial advisor, whether this information is appropriate in light of your investment needs, objectives and financial situation. Some of the funds mentioned herein are not authorised for offer/sale to the public in certain jurisdiction. Reference to specific securities (if any) is included for the purpose of illustration only and should not be construed as a recommendation to buy or sell the same. All securities mentioned herein may or may not form part of the holdings of First Sentier Investors' portfolios at a certain point in time, and the holdings may change over time.

Any opinions expressed in this material are the opinions of the individual authors at the time of publication only and are subject to change without notice. Such opinions: (i) are not a recommendation to hold, purchase or sell a particular financial product; (ii) may not include all of the information needed to make an investment decision in relation to such a financial product; and (iii) may substantially differ from other individuals within First Sentier Investors.

Please refer to the relevant offering documents in relation to any funds mentioned in this material for details, including the risk factors and information on requirements relating to investor eligibility before making a decision about investing in such funds. The offering document is available from First Sentier Investors and FSI on its website and should be considered before any investment decision in relation to any such funds.

Neither MUFG, FSI HK, FSIS, FSI AIM nor any of affiliates thereof guarantee the performance of any investment or entity referred to in this document or the repayment of capital. Any investment in funds referred to herein are not deposits or other liabilities of MUFG, FSI HK, FSIS, FSI or affiliates thereof and are subject to investment risk, including loss of income and capital invested.

To the extent permitted by law, no liability is accepted by MUFG, FSI HK, FSIS, FSI AIM nor any of their affiliates for any loss or damage as a result of any reliance on this material. This material contains, or is based upon, information that we believe to be accurate and reliable, however neither the MUFG, FSI HK, FSIS, FSI AIM nor their respective affiliates offer any warranty that it contains no factual errors. No part of this material may be reproduced or transmitted in any form or by any means without the prior written consent of FSI.

Any performance information has been calculated using exit prices after taking into account all ongoing fees and assuming reinvestment of distributions. No allowance has been made for taxation. Past performance is not indicative of future performance.

Copyright © First Sentier Investors (Australia) Services Pty Limited 2023

All rights reserved.